





SPIN CHILLERS

BFE Services Spin Chillers provide the solution to wash and chill Chickens, Ducks, and Chicken feet

- Manufactured in different sizes and lengths
- Overall length is limitless as they are bolted together in 3 meter sections
- Separate ejectors are standard on our larger module chillers allowing for a more continuous ejection of birds
- Supplied with a blower for air agitation
- The auger section, drive shaft and coupling shaft are bolted together
- Our coupling design ensures no breakages
- Stainless steel construction incorporating food approved plastics
- Variable speed allows for optimum chilling time
- Calculated to suit any line speed from 100BPH to 12,500BPH



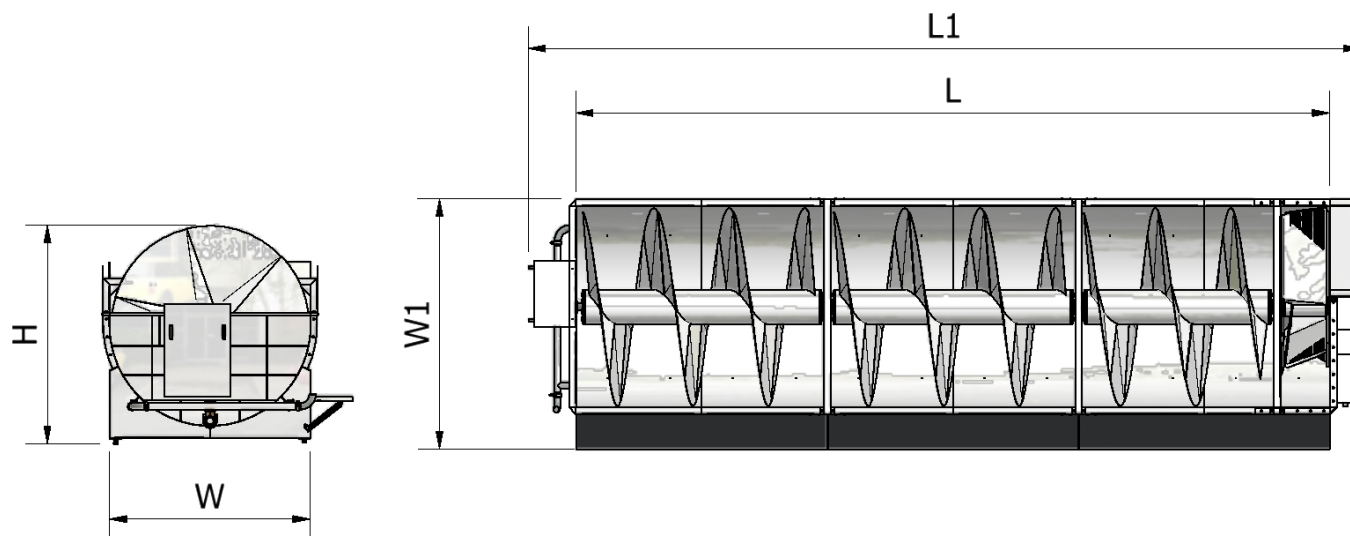
2400mm x 9mtrs



1600mm x 9mtrs



Technical Specifications



* note the capacity is worked out on estimated bird weight and ice used
The chiller's length is made up in 3 meters sections

Model		1600	2200	2400
Capacity	BPH	1800	2200	3000
Body Section (3 mtrs)	each	3	3	3
Length (L)	mm	9000	9000	9000
Length (L1)	mm	10000	10000	10000
Width (W)	mm	1600	2200	2400
Width (W1)	mm	N / A	2600	2800
Height (H)	mm	2000	2500	2700
Machine Weight	kg	3000	3500	4000
Power Main 3 Phase	kw	0.37	0.37	0.37
Power ejector 3 phase	kw	0.55	0.55	0.55
Water Connections	BSP	1 1/2"	1 1/2"	1 1/2"
Water Vol per section	Ltr	3000	5700	6700
Drain Connection	NB	100	100	100

All specifications are subject to future modifications

BFE SERVICES PTY. LTD.
POULTRY PROCESSING EQUIPMENT

6 Dunheved Circuit St Marys NSW 2760 Sydney, Australia

Phone: + 61 2 9623 6900
Email: sales@bfeservices.com.au

Fax: + 61 2 9623 8400
www.bfeservices.com.au